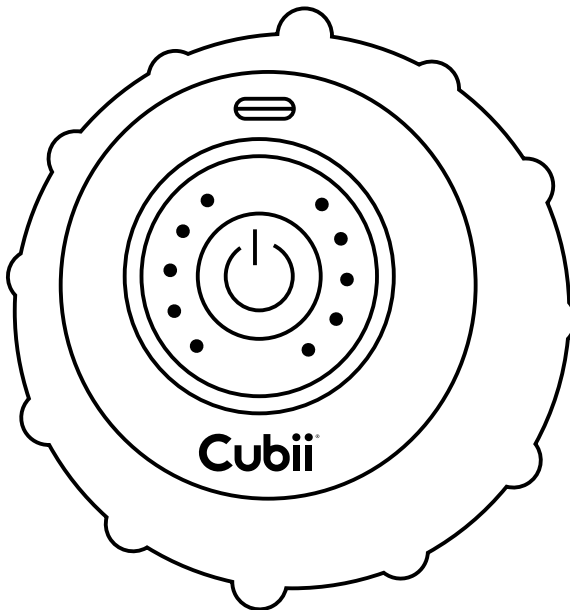




# Cubii<sup>®</sup> DOT

## Vibrating Massage Ball

### Owner's Manual





Additional product information can be found online

**[manuals.cubii.com](http://manuals.cubii.com)**

# Welcome to the Cubii Communitii®!

Whether you are taking the first step on your fitness journey or looking to get more exercise from the comfort of home, bringing the Cubii Dot into your routine is a big stride toward a healthier, more active life! Before you begin, we want you to be familiar with important information on how to use the Cubii Dot safely so that you and your loved ones get the most out of your experience. Let's review the safety notes and warnings now.

If you have any questions, please contact:

+1-844-282-4401  
support@mycubii.com  
cubii.com/help

# BEFORE YOU BEGIN

This content does not replace the user manual. Please read all instructions and all important safeguards before operating the product. The user manual can be found by scanning the QR code on the previous page or online at [cubii.com/accessorydetails](http://cubii.com/accessorydetails).

Check the device and power cord carefully for any damages before using and charging. DO NOT use the device if defective.

## DEVICE PARTS

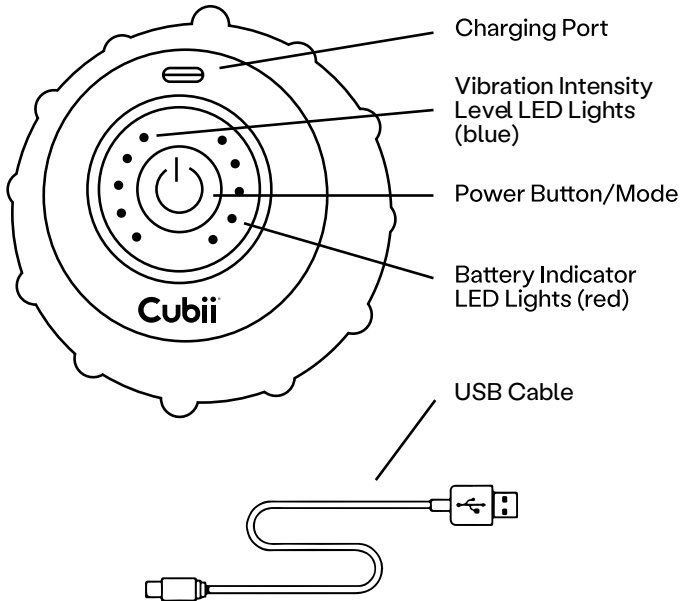
Power Cord

Charging Port

Power Button

Battery Indicator LED Lights (red)

Vibration Intensity Level LED Lights (blue)



## CHARGING THE BATTERY

The battery must be fully charged before the first use.

Connect the USB-C end of the included cable to the device. Connect the USB end of the cable to any available USB port. Ensure the USB port is powered by an external power source.

While the device is charging, the 5 red LED battery indicator lights beneath the power button will flash.

One red LED battery indicator light will flash indicating the device is beginning to charge.

Once the battery is fully charged, the 5 red LED battery indicator lights will remain solid. At this point, you can disconnect the power cord. To fully charge the battery, the charging time will be approximately 3 hours.

Do not use the massage ball while charging.

**Warning: If the 5 red LED battery indicator lights haven't stopped flashing after 3 hours of continuous charging, unplug the power cord from the power source to avoid danger and damage to the device, and contact Cubii Customer Service at [support@mycubii.com](mailto:support@mycubii.com)**

## USING YOUR CUBII DOT

The Cubii Dot provides 5 vibration intensity levels. You can select your intensity level by pressing the power button.

Press the power button once to turn on the device. You will see 1 blue LED illuminate indicating vibration intensity level 1.

Press the power button again to illuminate the 2nd blue LED, indicating vibration intensity level 2.

Press the power button again to illuminate the 3rd blue LED, indicating vibration intensity level 3.

Press the power button again to illuminate the 4th blue LED, indicating vibration intensity level 4.

## I. Before You Begin

Press the power button again to illuminate the 5th blue LED, indicating vibration intensity level 5.

Press the power button a 6th time to turn on the device. If at anytime you need to turn off the device, press and hold the power button for 2 seconds.

**Warning: Do not exceed the maximum operating time of 15 minutes. Device will automatically turn off after 15 minutes of use.**

## NOTICES

This device is not for commercial use or medical purposes.

If you have health concerns, consult your doctor prior to using the Cubii Dot.

For indoor use only.

Do not use the device in damp or humid rooms (i.e. while bathing, showering, etc.)

Do not get the device wet. Not intended for use by children.

## CLEANING AND MAINTENENCE

Before cleaning, make sure the device is off and the power cord has been removed from the power socket.

Use a dry, clean cloth to wipe down the device.  
Keep the device away from liquids, moisture and humidity.

Keep the device clean.

**Warning: Do not use benzene or other aggressive detergents to clean the device. Harsh cleaners can cause damage to the device.**

## STORAGE

Keep product away from high humidity.

Do not place in direct sunlight or high temperatures.

You should ideally store the device in its original packaging and keep in a clean, dry place.

## IMPORTANT SAFETY INFORMATION

When using this device, all instructions and precautions should be carefully followed. To reduce the risk of electric shock, burns, fire, or injury:

Do not try to use or clean the device while the power cord is connected to the power socket.

Always do your best to vibrate the massager over muscles only. Avoid joints and bones, especially if you have any type of arthritis. It's never a good idea to use a vibrating massager directly over any part of the spine or neck.

Do not use the device if it or the power cord have been dropped or become damaged.

Do not leave the device unattended when it's plugged in.

Do not operate under a blanket or pillow. Excessive heating can occur and cause fire, electric shock or injury.

Do not carry this device by its supply cord. Do not use cord as a handle.

Do not drop or insert objects into any opening on the device.

Do not use the device outdoors.

Do not operate where aerosol products are being used, or where oxygen is administered.

Keep the cord away from heated surfaces.

Excessive use of this device may cause the device to heat up beyond its intended temperature. Do not use on sensitive skin.

This device is only to be used with the power cord provided.

Pay special attention to components that are susceptible to wear and tear.

Maximum bearing weight is 175lbs.

The device is not intended for use by:

Children

People with impaired physical, sensory, or mental capabilities

People lacking in experience and knowledge about the device

The above individuals may only safely use this device if they have been given supervision or instructions concerning proper use of the device by a responsible adult. Closely supervise the use of this device by or near children, the elderly, or disabled persons to prevent misuse of the device.

## PRODUCT SPECIFICATIONS

**Product SKU:** VMB1-AQU-CBNA-01

**Product Model No:** VMB1

**Battery Input:** 5VDC 1A

**Power Cord:** USB Type C

**Battery Type:** Li-ion Rechargeable battery

**Battery Model:** ICR 18350

**Battery Rating:** 3.7V 900mAh 3.33Wh

For more information about our warranty and return policy, visit: [cubii.com/warranty](http://cubii.com/warranty)



## **FAQs**

### **How long does it take to fully charge the battery?**

It will take about 3 hours to fully charge the battery, if completely dead.

### **How long does the batter last?**

Fully charged battery will last 150-170minutes at max gear.

### **How long can I use the device for?**

Do not exceed the maximum operating time of 15 minutes. Device will automatically turn off after 15 minutes of use.

### **What material is the device made from?**

Plastic covered with soft silicone.

### **Can the Cubii Dot be brought on a plane?**

Yes, but it must be packed in a carry-on bag. The Cubii Dot cannot be packed in a checked bag.

### **Is the silicone cover Latex free?**

Yes

### **Is there a limit to how many times a day you can use the product?**

We recommend allowing your muscles to rest in between usage. There is no danger in using multiple times a day, but using multiple times in a row in the same area can affect the nerves, blood vessels, muscles and joints.





**Customer Support**  
support@mycubii.com  
cubii.com/help  
+1-844-282-4401